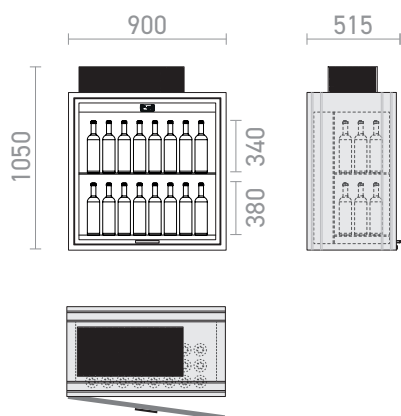













MP-M33

SCHEDA TECNICA • TECHNICAL SHEET



CODE	 mm	 Kg		 0,75 LT	 dB	 V	 W	 A	 HF	USE
MP-M33	900 x 515 x 1050	67	202	80	42	230 / 50-60Hz	120	1,30	R 600 a	Professional

SETTING

